



THÉRÈSE & DAVID'S MARKET AT A GLANCE[®] HOME SALES




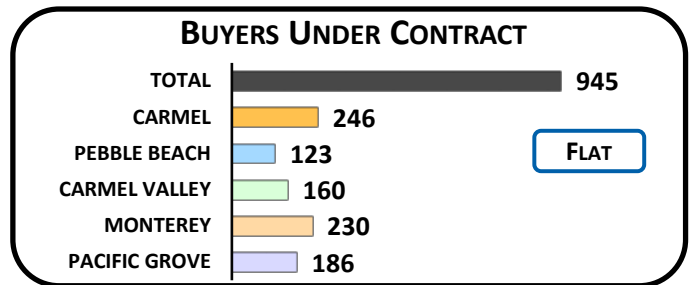
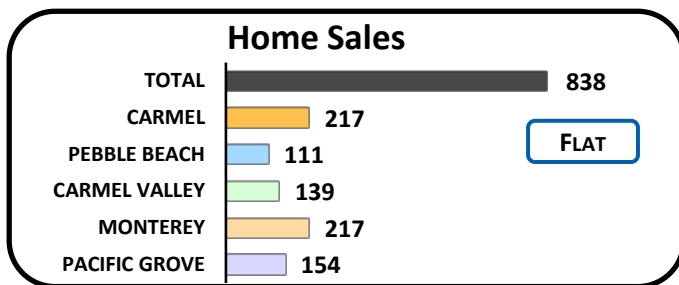
UTILIZING THE LATEST MLS DATA
TO GIVE YOU INSIGHT INTO OUR LOCAL RESIDENTIAL MARKET

- ◆ NUMBER OF HOMES SOLD IN THE LAST YEAR AND THEIR AVERAGE PRICE
- ◆ FORECASTING THE LOCAL MARKET'S TREND BY TRACKING THE NUMBER OF BUYERS UNDER CONTRACT

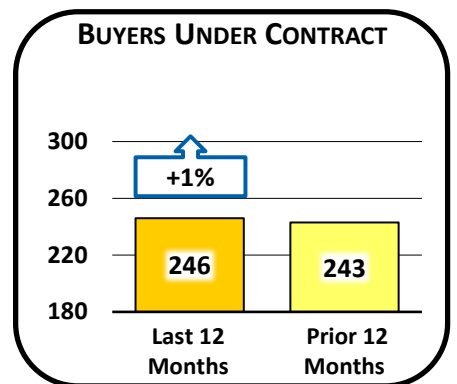
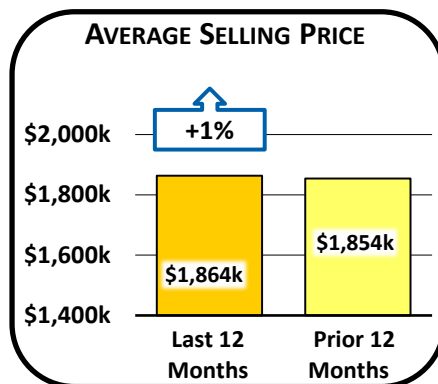
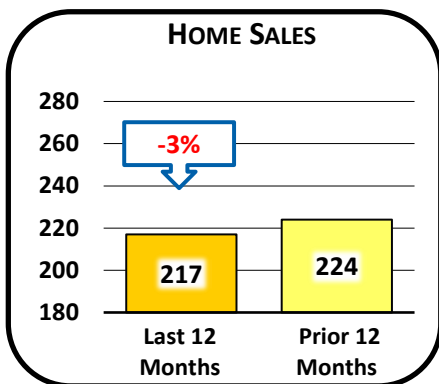


AUGUST 31, 2017

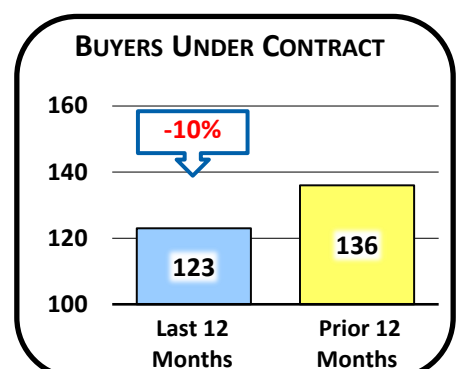
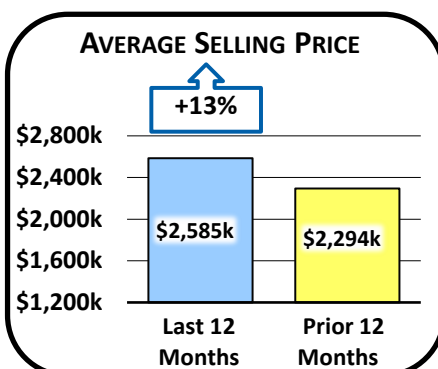
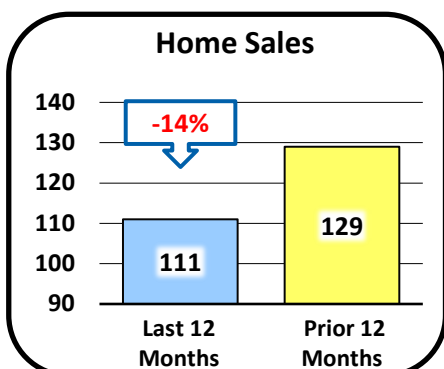
MONTEREY PENINSULA MARKET OVERVIEW



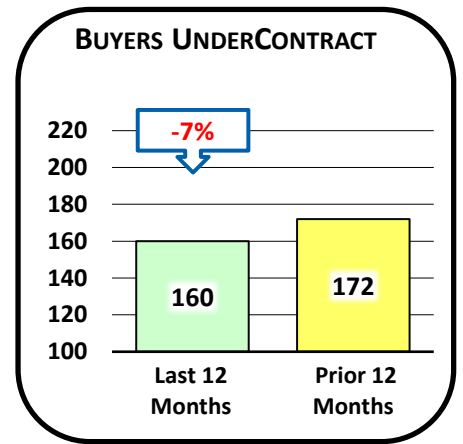
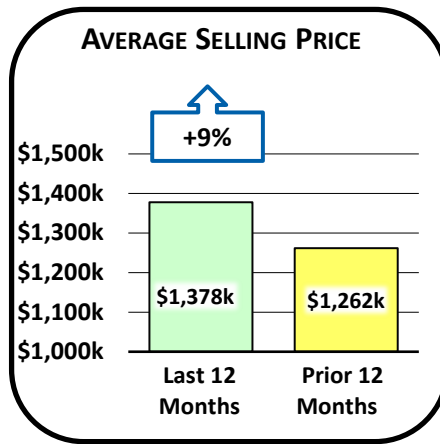
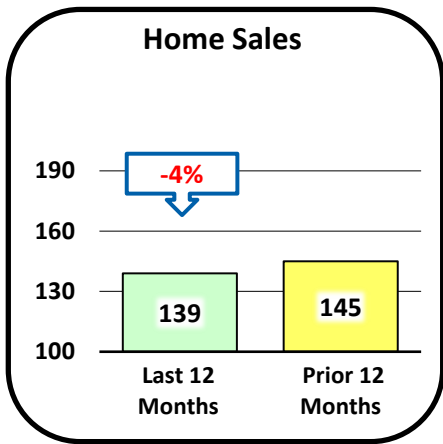
C A R M E L



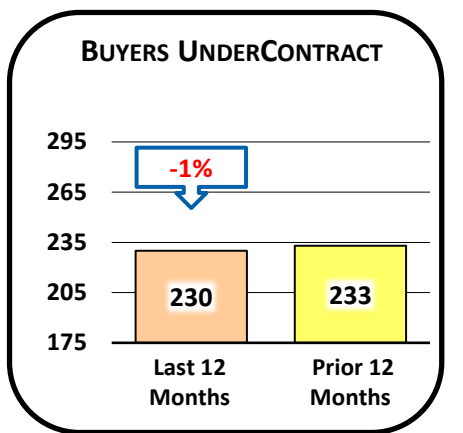
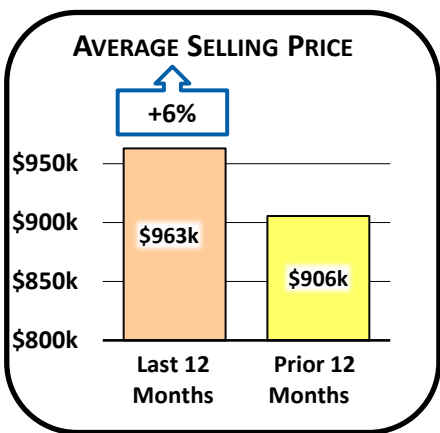
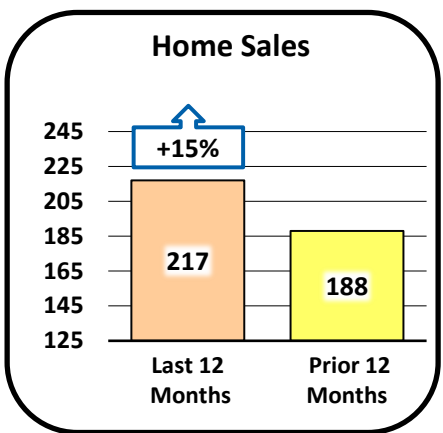
P E B B L E B E A C H



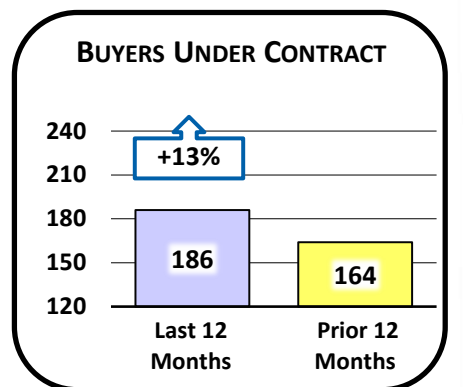
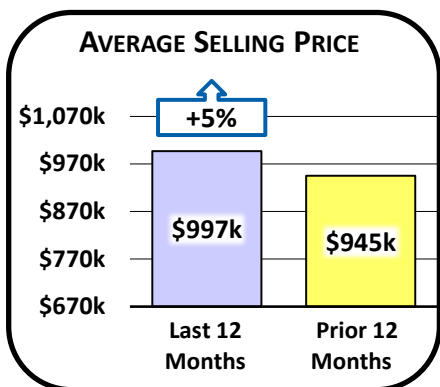
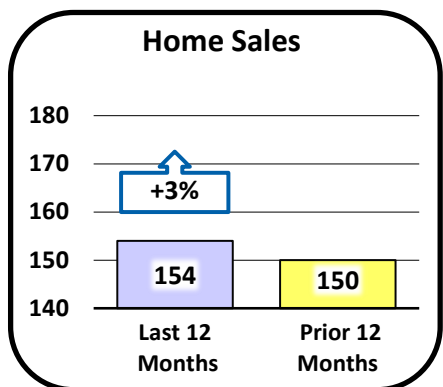
C A R M E L V A L L E Y



M O N T E R E Y



P A C I F I C G R O V E



Welcome to the **SEPTEMBER 1, 2017** edition of our **Market at a Glance** © In it, we compare sales data for single family homes on the Monterey Peninsula; from the most recent 12 month period with that of the prior year. We report the actual number of home sales, their average sale prices and the number of Buyers under contract, which forecasts the likely sales trend going forward. It's a conversation starter. Let's talk!

In general, home sales are **FLAT** (Year over Year). Sale prices (YOY) are **UP 7%**. All areas of the Monterey Peninsula are **UP** in average sales price. Inventory levels are about average. Buyers under Contract is **FLAT** (YOY). Click or call us with questions, comments AND your kind referrals in the second half of 2017.

For more detailed market information visit:

ThereseKent.com | DavidKentProperties.com

tkent@apr.com | dkent@apr.com
831-238-1186 | 831-238-0653



Thérèse & David Kent, CRS